



**ARROWHEAD HOMEOWNERS' ASSOCIATION
BOARD OF DIRECTORS**

SPRING 2022 NEWSLETTER



Spring greetings from the Arrowhead Board of Directors. We are looking forward to warm and sunny days. The following are items of interest for our community.



Association Monthly Meetings

The Association holds monthly meetings on the fourth Wednesday of the month starting at 6:30 p.m. Because of the COVID virus the meetings are held via Zoom video. If you desire to attend, contact our property manager, Wendy King, at w.king@cpm975.com.

Annual Meeting – Save the Date – Attend the Meeting Via Zoom

The Association holds an annual meeting in April each year to elect directors to the Association's board of directors and to conduct Association business. This year the annual meeting will be held on the third Wednesday (4/20/22), not the fourth. Three board members will be elected. Please vote when you receive your ballot in the mail. Also, plan to attend the meeting via Zoom. Information on how to attend the meeting will be mailed to you prior to the meeting.



Community Ideas and Suggestions

If you have ideas for improving the community or suggestions for community events email them to our property manager, Wendy King at w.king@cpm975.com.

Notifying Residents of Emergencies and Urgent Matters - Email Address Collection

The Homeowners' Association is collecting the email address of all residents to notify them in the event of an urgent matter or event, such as a weather emergency or problem in the community. Please send your email address to our property manager, Wendy King, at w.king@cpm975.com.



Rules and Regulations.

The Arrowhead Rules and Regulations have been revised to provide more options for homeowners while keeping the community beautiful. Check them out. They are posted on the Arrowhead website (arrowheadambler.org) under Messages from the Board.



Quarterly Assessment

The quarterly assessment (\$415.00) to maintain the community is due on the first of the months of January, April, July and October. Avoid a fine, pay on time. If you have not received a payment booklet, email our property manager Wendy King at w.king@cpm975.com



Events and Activities at Upper Dublin

Upper Dublin Township has activities and events for residents of all ages and many parks and walking trails. Check out their website at www.upperdublin.net or call 215-643-1600. As a result of tornado damage to the township building the administrative offices are housed at 370 Commerce Drive. The new **township library** building is located at 520 Virginia Drive (Books, DVDs and more).



Parks in Upper Dublin

- Mondauk Common (1451 Dillon Road)
- Twining Valley Park (1400 Twining Road)
- Henry Lee Willet Park (Between Twining Road and Patricia Avenue)
- Robbins Park (1419 East Butler Pike)



Dog Parks

- Twining Valley Dog Park (1400 Twining Road)
- MonDaug Bark Park (1130 Camphill Road)



Free Township Shredding Days

Residents only – ID required
April 9th and September 17th – 8 to 10 a.m.
Township Building – 370 Commerce Drive



Recycling – What is Permitted and Not

Permitted:

- Plastic bottles and containers with a number 1 - 7 in triangle
- Aluminum and metal cans and lids
- Cartons: milk, juice and broth
- Paper: newspaper, junk mail and cardboard

Not Permitted:

- Styrofoam
- Pizza boxes
- Paper plates
- Shredded paper
- Scrap metal, hangers, wire, plastics and hoses



Trash Pick-up Days

Trash and recycling are picked up by the township each Monday with the following exceptions which are township holidays: MLK day (1/17), Presidents’ Day (2/21), Memorial Day (5/30), Independence Day (7/4), Labor Day (9/5), Columbus Day (10/10), and Christmas (12/26). The alternate day is Wednesday. All trash and recycling must be in the containers.

Additional Trash Pickup on Wednesday is available for \$10.00 (call township to arrange).
Large Item (bulk) Pickup can be arranged with the township for a fee (216-643-1600 Ext 0).



Yard Waste Pick Up

The township collects grass clipping and other yard waste on Thursdays, excluding the week during Thanksgiving, from March 7th through the last week in November which includes Thursday, December 1st. The township has special containers for yard waste that a homeowner can request or use your own container. Trash and recycling containers cannot be used.



Driving in the Community

Please drive carefully in the community, and stop and look at STOP signs. We have many adults and children walking, playing and walking dogs. Please watch out for our residents.



Pet Waste Pick Up

Please pick up after your pet. The waste damages the grounds and is a mess if walked on.



Changes to Exterior of House and Lot

Spring and summer are good times to clean, paint and repair the exterior of our house and do yard work, including pruning bushes and shrubs. Most changes to the exterior of a house and lot require approval from the Arrowhead Board. Before making any changes, review the Rules and Regulations on the Arrowhead website (arrowheadambler.org). To request approval for a change, submit an Architectural Request for Change (ARC) form, which is on the Arrowhead website.



Food on the Grounds

Someone is placing food on the grounds. The assumption is that it is for animals to eat. It is not being eaten and is unsightly on the grounds. Please do not place any human food on the grounds.

HOME SAFETY TIPS




Smoke Alarms

The township requires a smoke alarm on each level of a house. They should be hard-wired with a back-up battery in case of a power failure. They should be tested monthly, cleaned yearly (vacuum or blow out the dust) and the battery replaced each year.




Carbon Monoxide Alarms

Any type of combustion (burning) produces carbon monoxide which is a deadly, odorless poisonous gas. Homes should have a carbon monoxide alarm in the immediate area of bedroom doors (within 15 feet of each door) or installed in each bedroom if a house uses oil or gas for heat or has a fireplace or wood burning stove or a garage attached to the house. Carbon monoxide alarms can be battery powered or a plug-in type. They should be tested monthly, cleaned yearly and the battery replaced yearly. If the device activates, remove everyone from the house and call our fire company.



Dryer Exhaust Vent Pipe

The exhaust vent pipe from a dryer removes lint to prevent it from overheating and causing a fire. In houses in Arrowhead the pipe travels up into the attic and should vent to the outside through an outside wall or the roof. It has been found in some houses that the pipe ends in the attic and is not vented to the outside. Check your attic to see if the dryer pipe is properly vented to the outside.



Basement Sewer Pipe

The drain pipes in Arrowhead houses travel down to the basement into a black iron or white plastic sewer pipe that takes liquid waste to the underground sewer system. Occasionally a joint may leak or a pipe may crack. Periodically check your sewer pipe for leaks, water on the floor or an odd or foul smell in the basement. If found it should be addressed immediately.



Contemporary houses



Colonial Houses

Chimney Vent Stacks and Caps

In Arrowhead houses have 2 chimney vent stacks that take exhaust gases from the heater and fireplace via the stacks through the roof to the outside. Periodically check the stacks for corrosion (rust), that they are securely attached and the chimney caps are not corroded or missing.



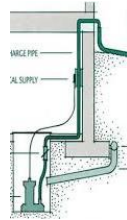
Outdoor Faucet Freeze Protection

In sustained below freezing weather the water in the line leading to your outdoor faucets may freeze causing the water to expand and burst the pipes resulting in water in the basement. To prevent this, homeowners should have frost proof faucets or a shut-off valve inside the house that has a drain port on the side of the valve to drain water out of the pipe between the faucet and the inside valve.

FROST PROOF FACUET



Shutoff valve with drain



PIPE SLOPES DOWN

Sump Pump Drain Line Freeze Protection

In sustained below freezing weather if there is water in your sump pump drain line between the house and the outdoors it may freeze, expand and burst the pipe resulting in water in your basement. To prevent this, ensure that the pipe is not level, but slopes slightly toward the inside of the house or toward the outside so no water lays in the pipe.



Snow Clearing Operations

Hopefully snow is behind us now, but it is important to know the snow removal process in the community in order to get all areas cleared of snow. Our snow removal contractor will clear the community when we receive more than two inches of snow. The order of snow clearing is: streets first, followed by common walkways, visitor parking spots, contemporary home driveways and homeowner parking spots last. After streets and visitor parking spots are cleared, move your cars to the visitor parking spots or along Arrowhead Trail. This will open up the homeowner parking spots to be cleared. If you see the small snow plow vehicle on your street, let your neighbors know that they should move their vehicles. If two inches or less of snow is received, the contractor will not plow and we are responsible to remove snow and ice from the walkway to our house and the common sidewalk in front of our house. If you use salt to melt ice, use calcium chloride, not sodium chloride which causes damage to concrete.